



WARN Industrial Winch

Model	Part Number	Motor Type
Series 20XL Hydraulic Winch Manual Clutch	77570	Hydraulic 7.9 ci (130cc)



The Warn Series XL product line combines durable cast iron construction, high efficiency hydraulic motor, and a robust 2X rated load braking system with a permanently lubricated and hardened 2-stage planetary gear train for superior intermittent-duty performance for loads up to 30,000 lbs. Winches are also available with manual or air clutches and 2 drum widths. A roller tension plate is standard along with bi-directional operation and a variety of mounting options to fit a variety of applications.

Warn Series XL winches are not suitable for hoisting applications or movement of persons.


Accessories

Description:	Part Number
Fairlead SRS-XL-LONG	77869
Wire Rope Assembly 9/16"x245' EIPS	77452
Snatch Block XL-60K LB	80858

Engineering Data

Rated Pulling Force:	20000 lbf	9072 kgf
Drum Barrel Diameter:	5.75 in	146 mm
Drum Flange Diameter:	12.25 in	311 mm
Distance Between Flanges:	14 in	356 mm
Recommended Maximum Wire Rope Diameter:	9/16 in	14.3 mm
Recommended Minimum Wire Rope Breaking Strength:	33600 lbf	15241 kgf
Approximate Shipping Weight:	322 lb	146 kg
Duty Cycle (intermittent per SAE J706 section 6.2):	2760 ft	84.1 m
Mounting Bolt Torque:	159 ft*lbf	216 N*m
Maximum Layers of Wire Rope:	5	
Gear Reduction:	28.5:1	
Brake Type:	Spring Applied Disk	
Contact / Remote Type:	N/A	

Drum Rotation

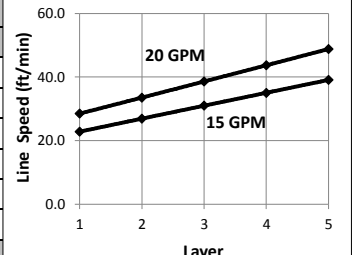


Standards Compliance

- SAE J706
- CE Machinery Directive 98/37/EC and 2006/42/EC

Performance By Layer- 9/16" (14.3 mm) dia. rope

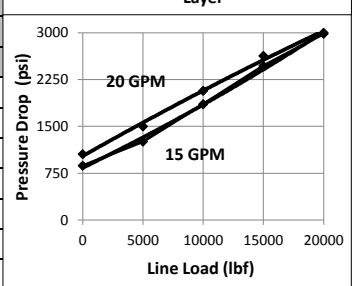
Drum Layer	Line Load *			Line Speed 15 GPM		Line Speed 20 GPM		Drum Capacity	
	lbf	kgf	kN	ft/min	m/min	ft/min	m/min	ft	m
1	20000	9072	89.0	22.8	6.9	28.5	8.7	36	11.0
2	16975	7700	75.5	26.9	8.2	33.5	10.2	79	24.1
3	14745	6688	65.6	31.0	9.4	38.6	11.8	129	39.3
4	13032	5911	58.0	35.0	10.7	43.7	13.3	185	56.4
5	11676	5296	51.9	39.1	11.9	48.8	14.9	248	75.6



* Never exceed the Rated Pulling Force. Installation of a Rated Capacity Limiter is recommended.

First Layer Performance

Line Load		Pressure Drop at 15 GPM		Pressure Drop at 20 GPM		Duty Cycle
lbf	kgf	psi	BAR	psi	BAR	min/10min
0	0	870	60.0	1055	72.7	N/A
5000	2268	1256	86.6	1500	103.4	N/A
10000	4536	1855	127.9	2070	142.7	N/A
15000	6804	2470	170.3	2630	181.3	N/A
20000	9072	2985	205.8	3000	206.8	N/A



WARN INDUSTRIES, INC
Industrial Products

Customer Service (North America): 1.800.543.9276
Customer Service (International): 1.503.722.3008
FAX: 1.503.722.3000 www.warn.com

12900 S.E. Capps Road,
Clackamas, OR USA 97015

