

RECALL AND REPLACEMENT NOTICE

8 POST CONTACTORS FOUND IN WARN® ATV WINCH KITS

(WARN Part Number 62135.A0)

SOLD BETWEEN MAY, 2001 AND SEPTEMBER 1, 2005

Warn Industries is voluntarily recalling 8 post contactors that were part of winch kits for All Terrain Vehicles and Utility Vehicles (ATV's).*

* RECALL INVOLVES 2500 – 3500 LB. WINCH KITS

POTENTIAL FIRE HAZARD

WARN received one confirmed report of an 8 post contactor failure that resulted in excessive heat within the contactor. Under rare circumstances, the contactor could potentially create a fire hazard.

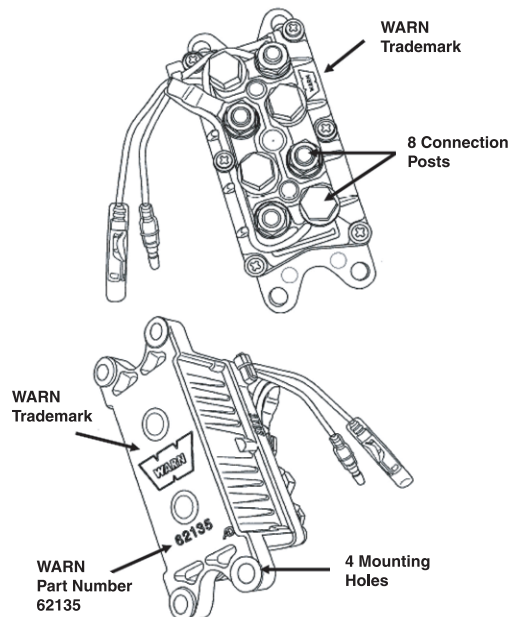
Consumers who have WARN ATV winches with 8 post contactors should immediately disconnect the contactor wires from their ATV battery, and call their local ATV dealer or WARN to receive a free replacement contactor and installation instructions. Consumers can call WARN toll-free at **866-408-3767** weekdays between 7 and 4 PST, or by e-mail at contact@warn.com, or visit www.warn.com.



RECALLED: 8 POST CONTACTOR

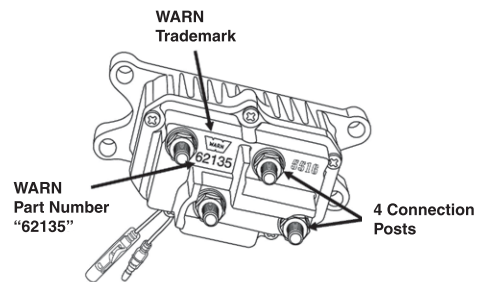
- 8 connection posts on top
- WARN® trademark on top and bottom
- 4 mounting holes on bottom

REMOVE, DISCARD AND REPLACE
WARN PART NUMBER 62135
A0 Revision



NOT RECALLED: 4 POST CONTACTOR

WARN PART NUMBER 62135
C0 Revision



PART NUMBERS AFFECTED

29255	62055	63153	64610	64891	65420	68090
29260	62057	63299	64850	64892	66058	68315
31940	62700	63783	64853	64893	66092	68632
37673	62701	63795	64862	64894	66094	68805
38076	62710	63932	64874	64895	66143	68988
60423	62849	63990	64880	64898	66454	69100
60486	63070	64290	64882	64899	66481	69130
60900	63073	64500	64885	64941	66484	69305
61464	63080	64501	64890	65313	67726	380762
61531						

In cooperation with Consumer Products Safety Commission.
Warn Industries, Inc., 12900 SE Capps Road, Clackamas, Oregon 97015
Printed in October, 2006. Please post until April, 2007.

RECALL AND REPLACEMENT NOTICE

8 POST CONTACTOR DISCONNECT INSTRUCTIONS

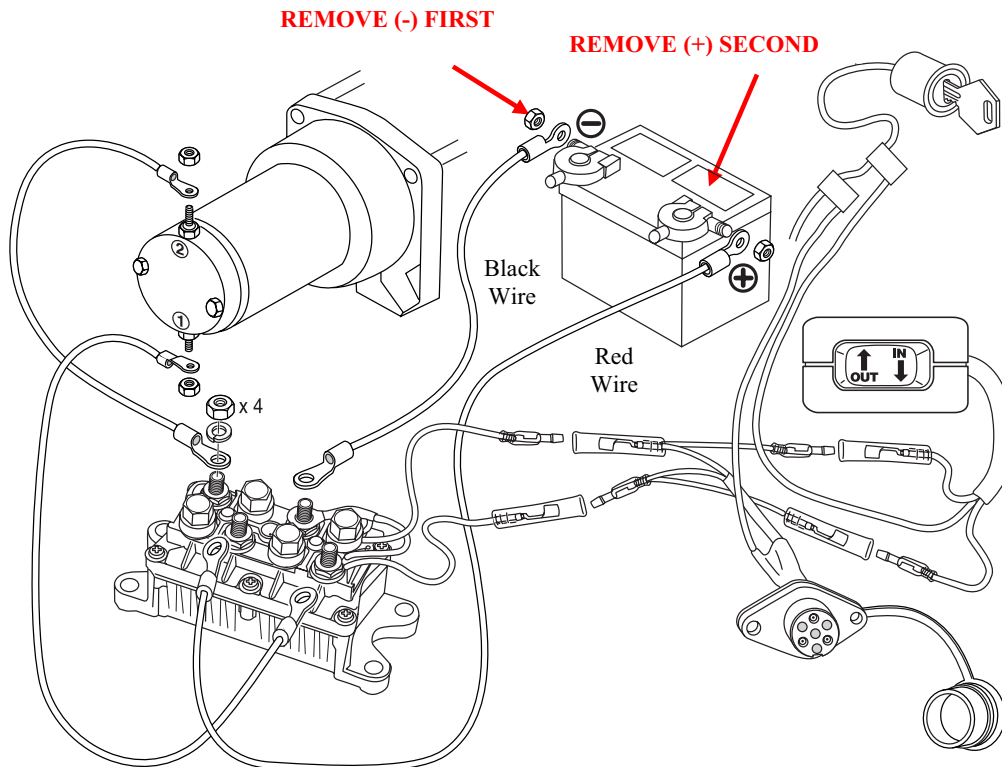
STEP I. Identification of Contactor

1. Confirm ATV/UTV is equipped with WARN ATV winch with a capacity of 2,500 to 3,500 lbs.
2. Locate Contactor. Removal of seat or some vehicle components may be required to locate contactor. If required, trace wires from winch motor to contactor.
3. Confirm contactor is a WARN 8 post style contactor and subject to recall as identified on the opposite side of this notice.

NOTE: Identifying features: 8 Connection Posts – WARN trademark – 4 mounting holes.

STEP II. Disconnect contactor power wires from vehicle battery. (-) First (+) Second

1. Locate vehicle battery. Verify location with owners manual, if needed.
2. Disconnect all wires attached to the negative battery terminal. Temporarily secure and label wires away from battery.
3. Disconnect all wires attached to the positive battery terminal. Temporarily secure and label wires away from battery.
4. Identify and trace red and black winch electrical cables from contactor back to battery location.
5. Insulate battery end of red and black winch electrical cables with electrical tape.
6. Separately secure the red and black winch electrical cables away from battery with electrical tape or tie-wrap.
7. Reconnect all remaining positive wires to the positive battery terminal.
8. Reconnect all remaining negative wires to the negative battery terminal.
9. Reinstall seat or other vehicle components, as necessary.



STEP III. Contact WARN or ATV dealer for a free replacement contactor.

To order a FREE replacement 4 post contactor call WARN toll-free at 866-408-3767 weekdays between 7 and 4 PST, or by e-mail at contact@warn.com, or visit www.warn.com.

October, 2006